

Bild 2  
Halbe deutsche Öse  $L_H \approx 0,5 D_i$

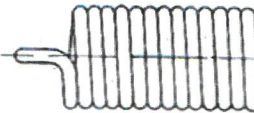



Bild 3  
Ganze deutsche Öse  $L_H \approx 0,8 D_i$

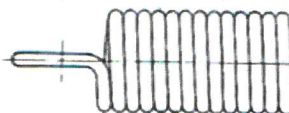



Bild 4  
Doppelte deutsche Öse  $L_H \approx 0,8 D_i$


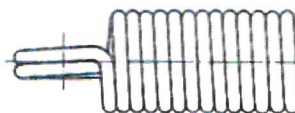



Bild 5  
Ganze deutsche Öse seitlich hochgestellt  $L_H \approx D_i$

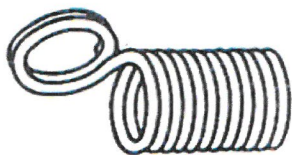
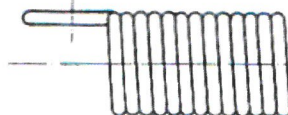



Bild 6  
Deutsche Doppelöse seitlich hochgestellt  $L_H \approx D_i$

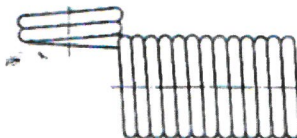

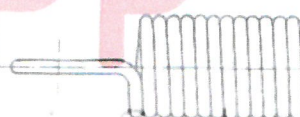



Bild 7  
Hakenöse



HOPP

Ihr Partner in Sachen Federn

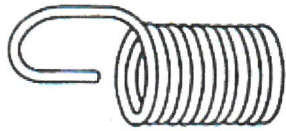


Bild 8  
Hakenöse seitlich hochgestellt

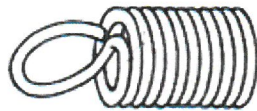
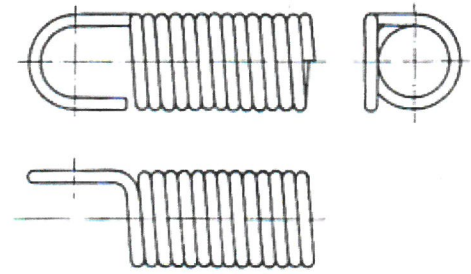


Bild 9  
Englische Öse  $L_H \approx 1,1 D_i$

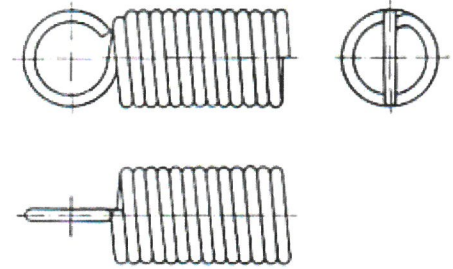


Bild 10  
Haken eingerollt

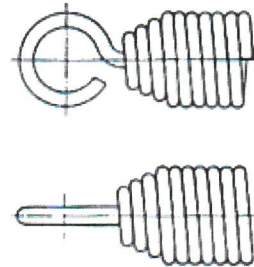


Bild 11  
Gewindebolzen eingerollt

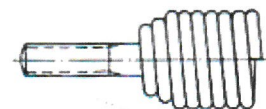


Bild 12  
Gewindestopfen eingeschraubt  
Anzahl der eingeschraubten Windungen 2 bis 4

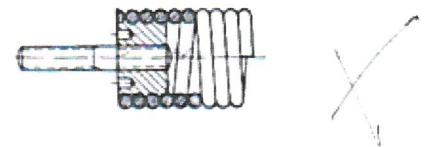
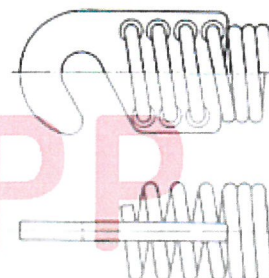


Bild 13  
Flachöse eingeschraubt  
Anzahl der eingeschraubten Windungen 2 bis 4



HOPPR

Ihr Partner in Sachen Federn